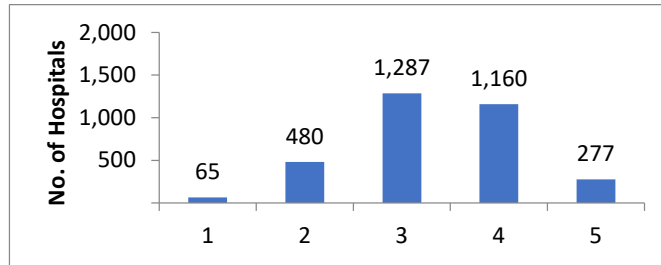


HCAHPS Stars Ratings Distributions for July 2023 Public Reporting (N= 3269 Hospitals)

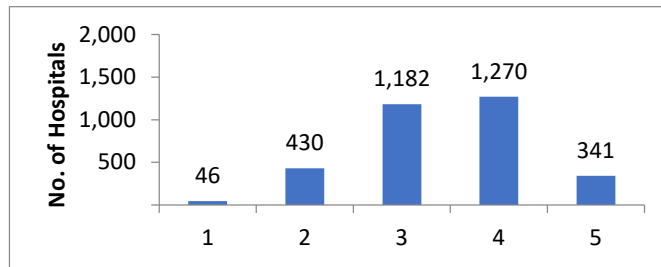
HCAHPS Summary Star Rating

Star Rating	N	%
1	65	2
2	480	15
3	1,287	39
4	1,160	35
5	277	8



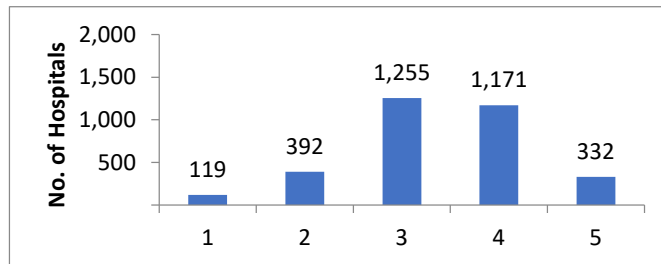
Communication with Nurses

Star Rating	N	%
1	46	1
2	430	13
3	1,182	36
4	1,270	39
5	341	10



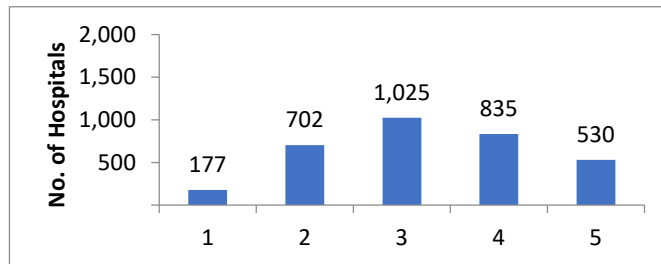
Communication with Doctors

Star Rating	N	%
1	119	4
2	392	12
3	1,255	38
4	1,171	36
5	332	10



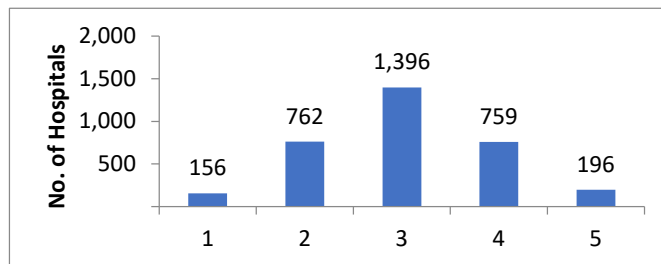
Responsiveness of Hospital Staff

Star Rating	N	%
1	177	5
2	702	21
3	1,025	31
4	835	26
5	530	16



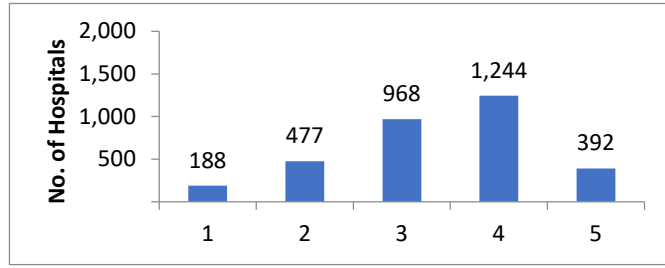
Communication about Medicines

Star Rating	N	%
1	156	5
2	762	23
3	1,396	43
4	759	23
5	196	6



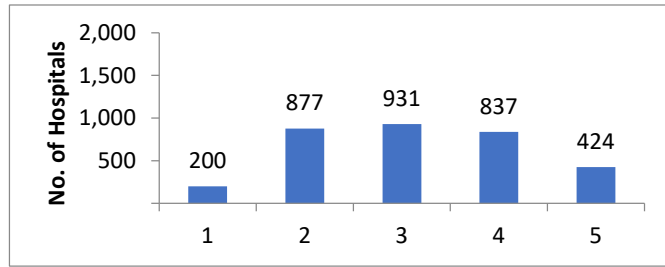
Cleanliness of Hospital Environment

Star Rating	N	%
1	188	6
2	477	15
3	968	30
4	1,244	38
5	392	12



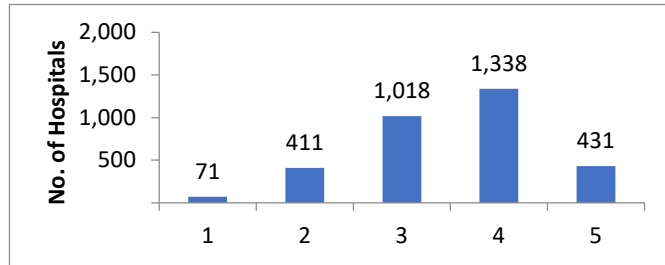
Quietness of Hospital Environment

Star Rating	N	%
1	200	6
2	877	27
3	931	28
4	837	26
5	424	13



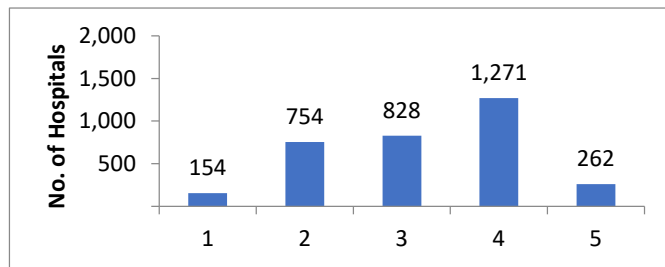
Discharge Information

Star Rating	N	%
1	71	2
2	411	13
3	1,018	31
4	1,338	41
5	431	13



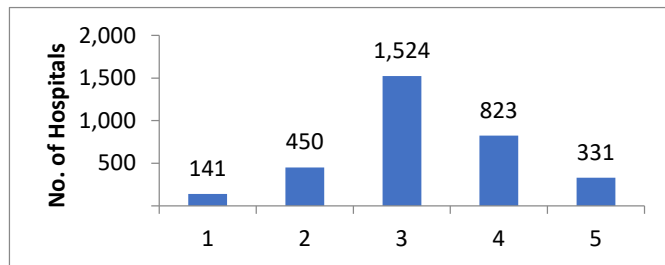
Care Transition

Star Rating	N	%
1	154	5
2	754	23
3	828	25
4	1,271	39
5	262	8



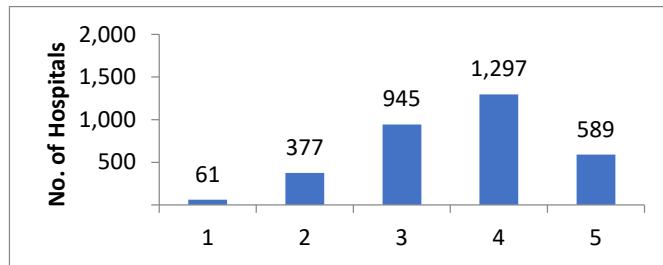
Hospital Rating

Star Rating	N	%
1	141	4
2	450	14
3	1,524	47
4	823	25
5	331	10



Recommend the Hospital

Star Rating	N	%
1	61	2
2	377	12
3	945	29
4	1,297	40
5	589	18



*These results encompass all hospitals that received HCAHPS scores. Because not all hospitals report their results on Care Compare, the values on that Web site may differ from those shown here.

Notes

3269 Hospitals received HCAHPS Star Ratings in July 2023.

HCAHPS Star Ratings are based on patients discharged between October 2021 and September 2022.

For more information about HCAHPS Star Ratings visit <https://www.hcahpsonline.org/en/hcahps-star-ratings/>.

Please use the following citation when referencing material on this website:

<https://www.hcahpsonline.org> Centers for Medicare & Medicaid Services, Baltimore, MD.

Month, Date, Year the page was accessed.