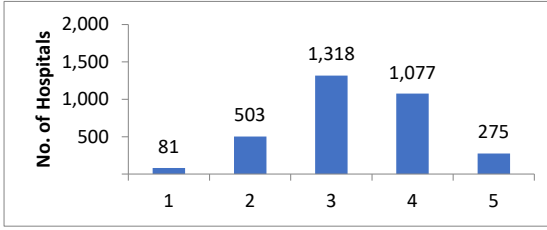


HCAHPS Stars Ratings Distributions for April 2024 Public Reporting (N= 3254 Hospitals)

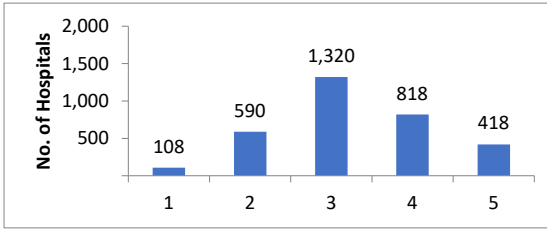
HCAHPS Summary Star Rating

Star Rating	N	%
1	81	2
2	503	15
3	1,318	41
4	1,077	33
5	275	8



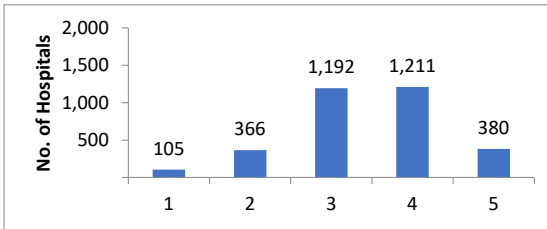
Communication with Nurses

Star Rating	N	%
1	108	3
2	590	18
3	1,320	41
4	818	25
5	418	13



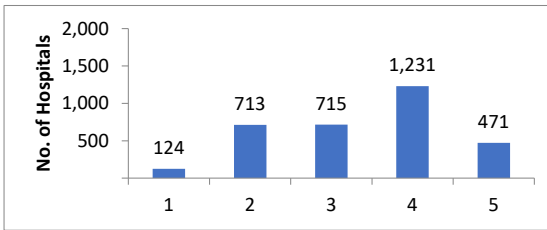
Communication with Doctors

Star Rating	N	%
1	105	3
2	366	11
3	1,192	37
4	1,211	37
5	380	12



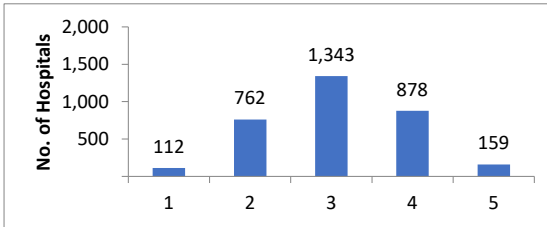
Responsiveness of Hospital Staff

Star Rating	N	%
1	124	4
2	713	22
3	715	22
4	1,231	38
5	471	14



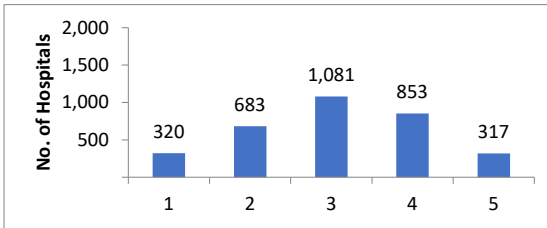
Communication about Medicines

Star Rating	N	%
1	112	3
2	762	23
3	1,343	41
4	878	27
5	159	5



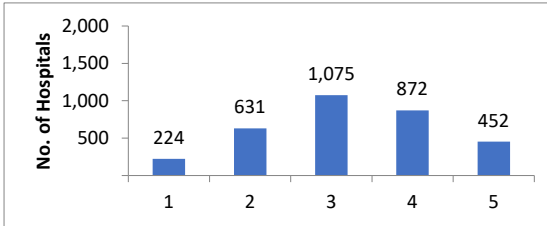
Cleanliness of Hospital Environment

Star Rating	N	%
1	320	10
2	683	21
3	1,081	33
4	853	26
5	317	10



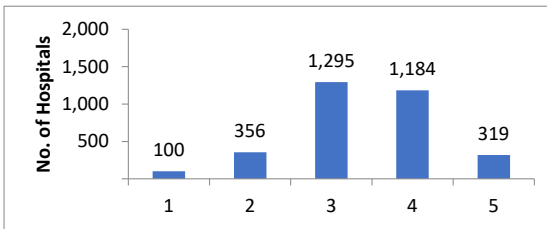
Quietness of Hospital Environment

Star Rating	N	%
1	224	7
2	631	19
3	1,075	33
4	872	27
5	452	14



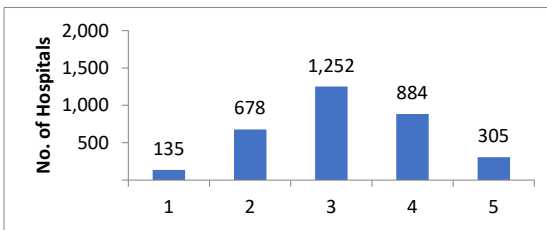
Discharge Information

Star Rating	N	%
1	100	3
2	356	11
3	1,295	40
4	1,184	36
5	319	10



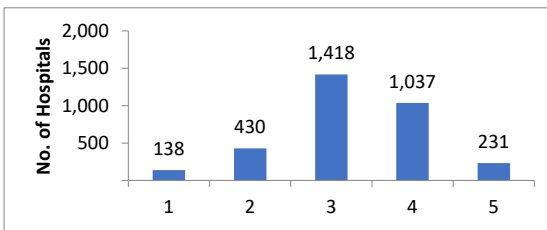
Care Transition

Star Rating	N	%
1	135	4
2	678	21
3	1,252	38
4	884	27
5	305	9



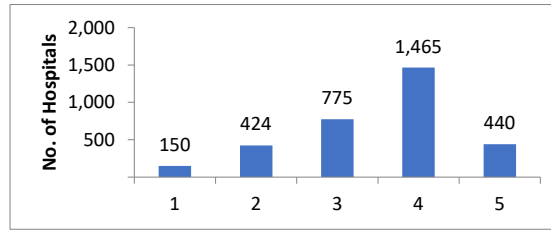
Hospital Rating

Star Rating	N	%
1	138	4
2	430	13
3	1,418	44
4	1,037	32
5	231	7



Recommend the Hospital

Star Rating	N	%
1	150	5
2	424	13
3	775	24
4	1,465	45
5	440	14



*These results encompass all hospitals that received HCAHPS scores. Because not all hospitals report their results on Care Compare, the values on that Web site may differ from those shown here.

Notes

3254 Hospitals received HCAHPS Star Ratings in April 2024.

HCAHPS Star Ratings are based on patients discharged between July 2022 and June 2023.

For more information about HCAHPS Star Ratings visit <https://www.hcahpsonline.org/en/hcahps-star-ratings/>.

Please use the following citation when referencing material on this website:

<https://www.hcahpsonline.org> Centers for Medicare & Medicaid Services, Baltimore, MD.

Month, Date, Year the page was accessed.