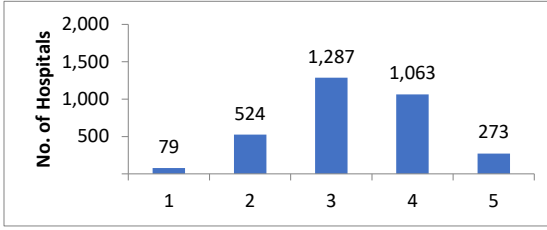


HCAHPS Stars Ratings Distributions for July 2024 Public Reporting (N= 3226 Hospitals)

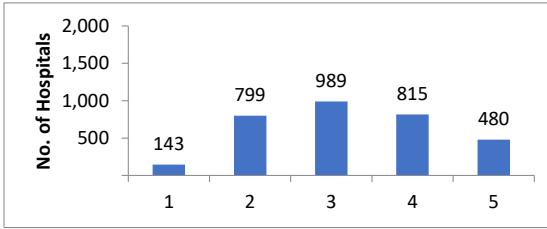
HCAHPS Summary Star Rating

Star Rating	N	%
1	79	2
2	524	16
3	1,287	40
4	1,063	33
5	273	8



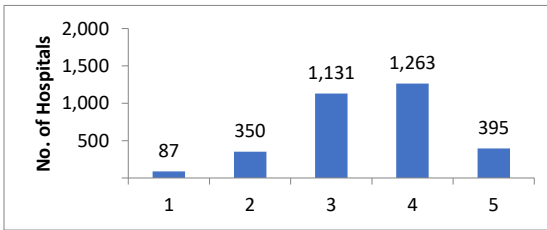
Communication with Nurses

Star Rating	N	%
1	143	4
2	799	25
3	989	31
4	815	25
5	480	15



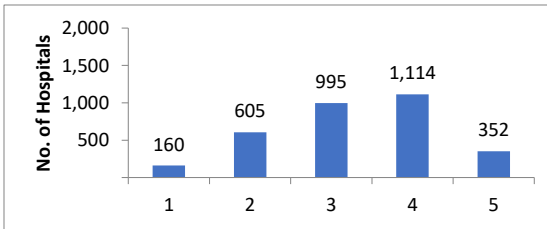
Communication with Doctors

Star Rating	N	%
1	87	3
2	350	11
3	1,131	35
4	1,263	39
5	395	12



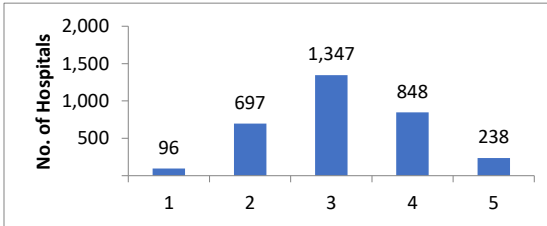
Responsiveness of Hospital Staff

Star Rating	N	%
1	160	5
2	605	19
3	995	31
4	1,114	35
5	352	11



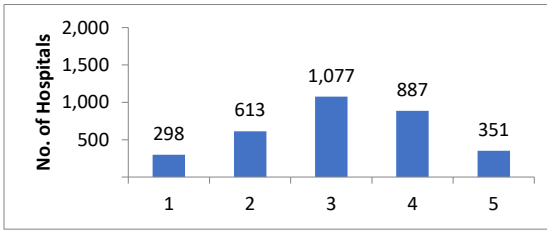
Communication about Medicines

Star Rating	N	%
1	96	3
2	697	22
3	1,347	42
4	848	26
5	238	7



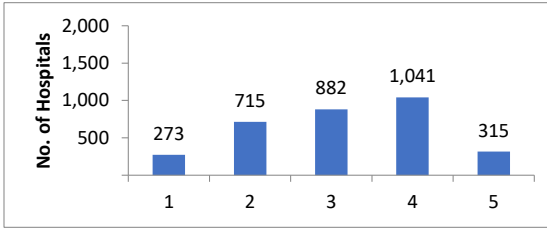
Cleanliness of Hospital Environment

Star Rating	N	%
1	298	9
2	613	19
3	1,077	33
4	887	27
5	351	11



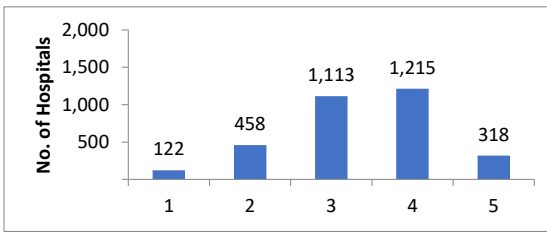
Quietness of Hospital Environment

Star Rating	N	%
1	273	8
2	715	22
3	882	27
4	1,041	32
5	315	10



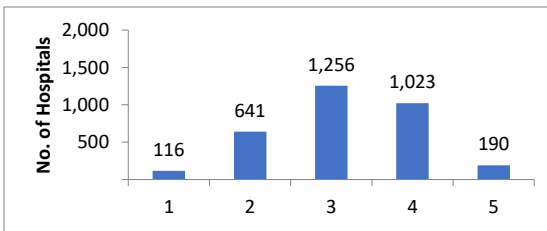
Discharge Information

Star Rating	N	%
1	122	4
2	458	14
3	1,113	35
4	1,215	38
5	318	10



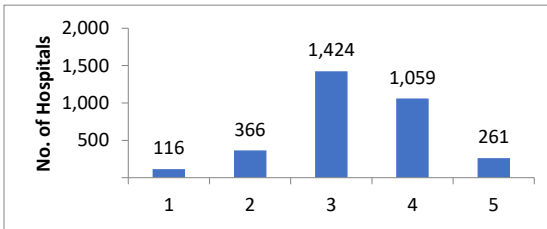
Care Transition

Star Rating	N	%
1	116	4
2	641	20
3	1,256	39
4	1,023	32
5	190	6



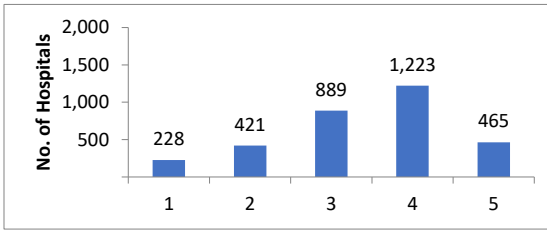
Hospital Rating

Star Rating	N	%
1	116	4
2	366	11
3	1,424	44
4	1,059	33
5	261	8



Recommend the Hospital

Star Rating	N	%
1	228	7
2	421	13
3	889	28
4	1,223	38
5	465	14



*These results encompass all hospitals that received HCAHPS scores. Because not all hospitals report their results on Care Compare, the values on that Web site may differ from those shown here.

Notes

3226 Hospitals received HCAHPS Star Ratings in July 2024.

HCAHPS Star Ratings are based on patients discharged between October 2022 and September 2023.

For more information about HCAHPS Star Ratings visit <https://www.hcahpsonline.org/en/hcahps-star-ratings/>.

Please use the following citation when referencing material on this website:

<https://www.hcahpsonline.org> Centers for Medicare & Medicaid Services, Baltimore, MD. *Month, Date, Year the page was accessed.*