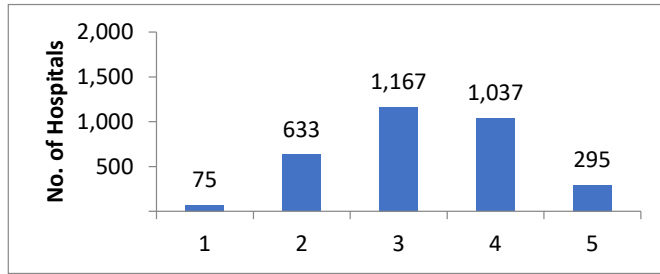


HCAHPS Stars Ratings Distributions for October 2024 Public Reporting (N= 3207 Hospitals)

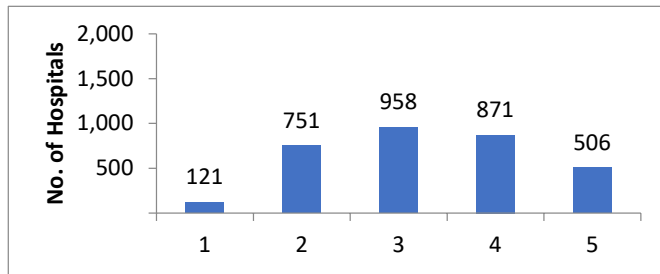
HCAHPS Summary Star Rating

Star Rating	N	%
1	75	2
2	633	20
3	1,167	36
4	1,037	32
5	295	9



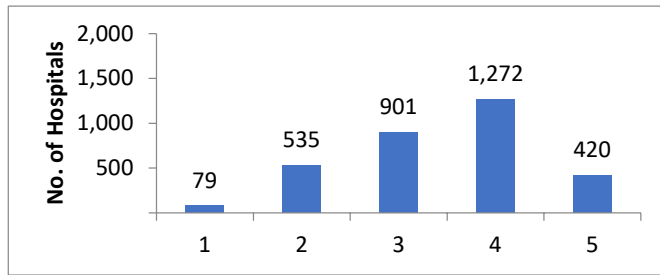
Communication with Nurses

Star Rating	N	%
1	121	4
2	751	23
3	958	30
4	871	27
5	506	16



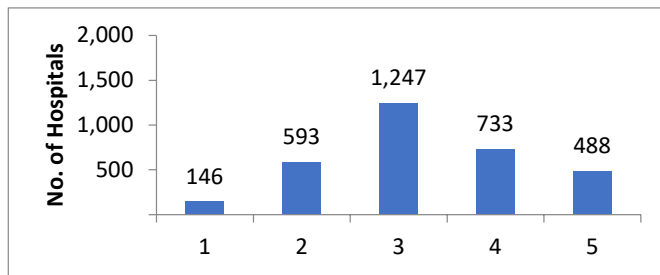
Communication with Doctors

Star Rating	N	%
1	79	2
2	535	17
3	901	28
4	1,272	40
5	420	13



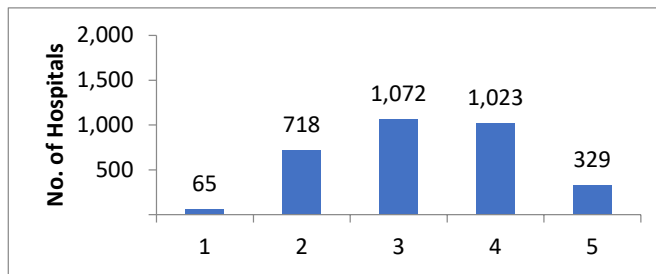
Responsiveness of Hospital Staff

Star Rating	N	%
1	146	5
2	593	18
3	1,247	39
4	733	23
5	488	15



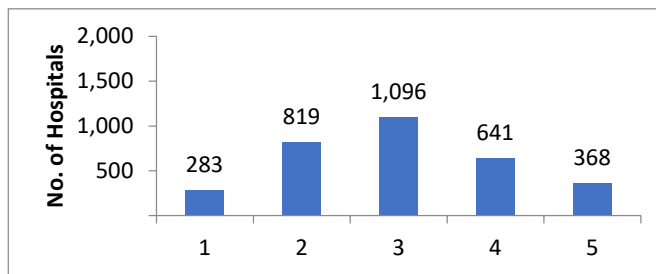
Communication about Medicines

Star Rating	N	%
1	65	2
2	718	22
3	1,072	33
4	1,023	32
5	329	10



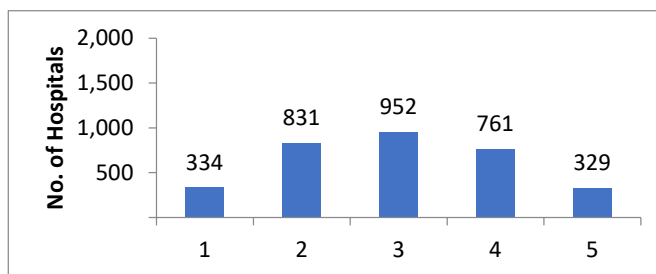
Cleanliness of Hospital Environment

Star Rating	N	%
1	283	9
2	819	26
3	1,096	34
4	641	20
5	368	11



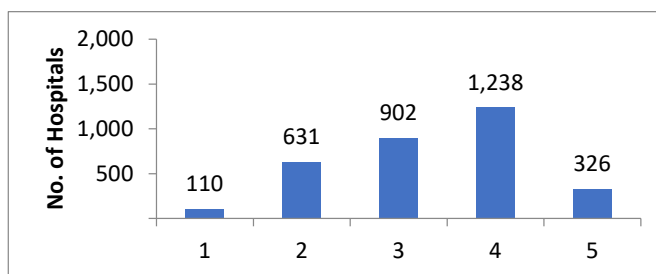
Quietness of Hospital Environment

Star Rating	N	%
1	334	10
2	831	26
3	952	30
4	761	24
5	329	10



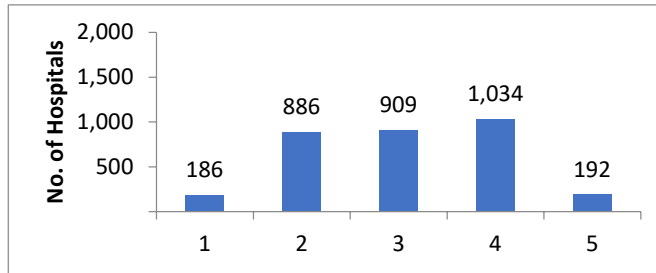
Discharge Information

Star Rating	N	%
1	110	3
2	631	20
3	902	28
4	1,238	39
5	326	10



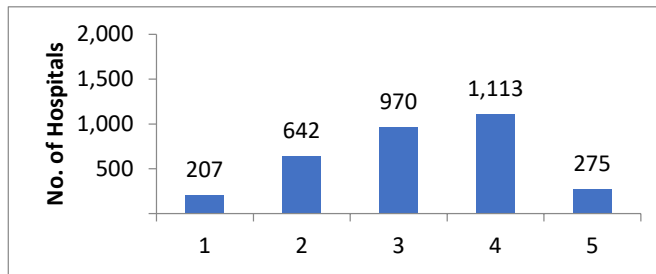
Care Transition

Star Rating	N	%
1	186	6
2	886	28
3	909	28
4	1,034	32
5	192	6



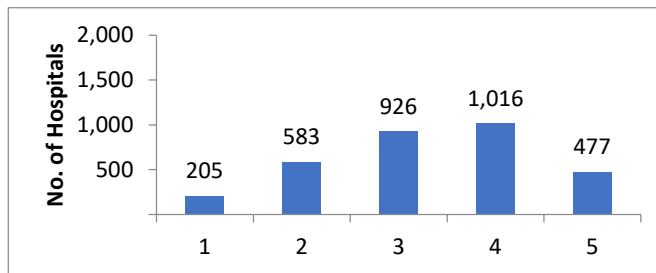
Hospital Rating

Star Rating	N	%
1	207	6
2	642	20
3	970	30
4	1,113	35
5	275	9



Recommend the Hospital

Star Rating	N	%
1	205	6
2	583	18
3	926	29
4	1,016	32
5	477	15



*These results encompass all hospitals that received HCAHPS scores. Because not all hospitals report their results on Care Compare, the values on that Web site may differ from those shown here.

Notes

3207 Hospitals received HCAHPS Star Ratings in October 2024.

HCAHPS Star Ratings are based on patients discharged between January 2023 and December 2023.

For more information about HCAHPS Star Ratings visit <https://www.hcahponline.org/en/hcahps-star-ratings/>.

Please use the following citation when referencing material on this website:

<https://www.hcahponline.org> Centers for Medicare & Medicaid Services, Baltimore, MD.

Month, Date, Year the page was accessed.